

2019: Another Record-Breaking Year for Canada

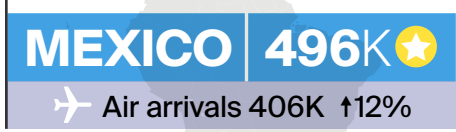
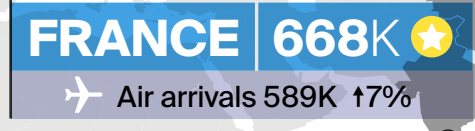
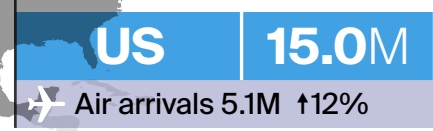
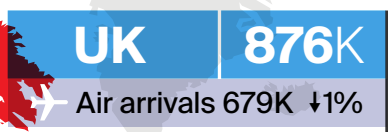
Based on preliminary estimates from Statistics Canada*

★ = Best year ever



✈ As Destination Canada focuses on driving international arrivals by air, year-over-year changes are now displayed for air arrivals. More detailed information, including arrivals by other modes of transportation, can be found in the Monthly Snapshot at www.destinationcanada.com/en/monthly-tourism-snapshot.

✈ Air arrivals 11.0M
↑6%



Direct air capacity to Canada grew by 2% to the highest level ever, representing an additional 900,000 seats on inbound flights.

*Percentages shown are year over year changes compared to 2018. Data shows annual overnight arrivals to Canada, single day trips by land are excluded. Arrival figures are preliminary estimates and are subject to change. Refer to the Dec.2019 Snapshot report for more details.

Source: Statistics Canada, Frontier Counts (Dec. 2019).